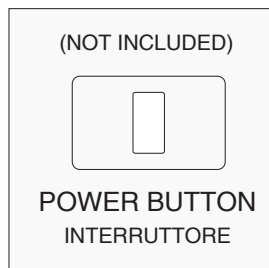
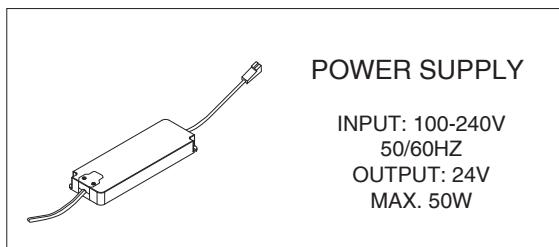


INCLUDED PARTS:



# MIRO2


\_REV16

DESIGN  
NATALINO MALASORTI

## MIRO2/ABACO

AISI 304 STAINLESS STEEL

Specchio extra chiaro  $\varnothing 550$  mm spessore 4 mm a filo lucido, bordo retro-sabbiato da 20 mm con illuminazione frontale, struttura di fissaggio in acciaio inossidabile completo di LED 3000K con alimentatore da 24V



*Extra clear mirror  $\varnothing 550$  mm thickness 4 mm, polished edge, sandblasted back edge 20 mm with front lighting, stainless steel fixing structure. Complete with 3000K light LED and transformer 24v*

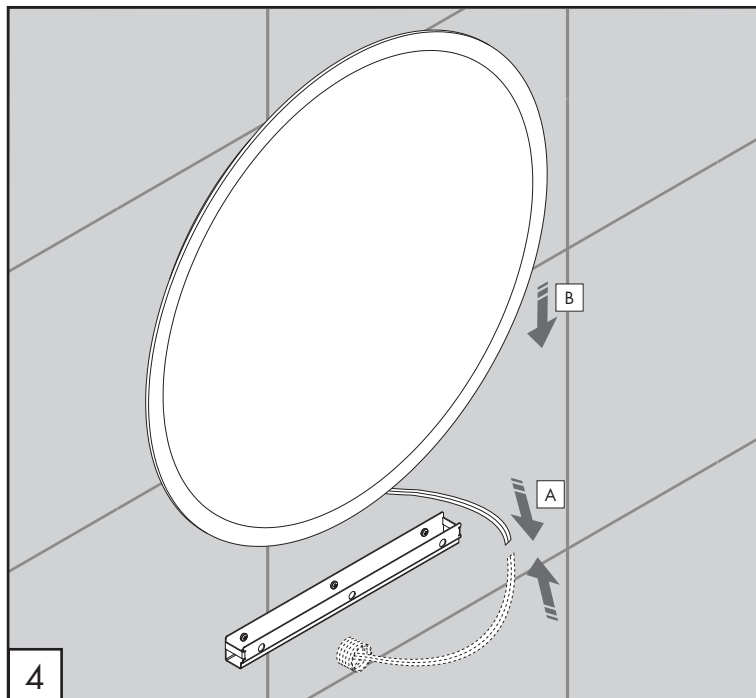
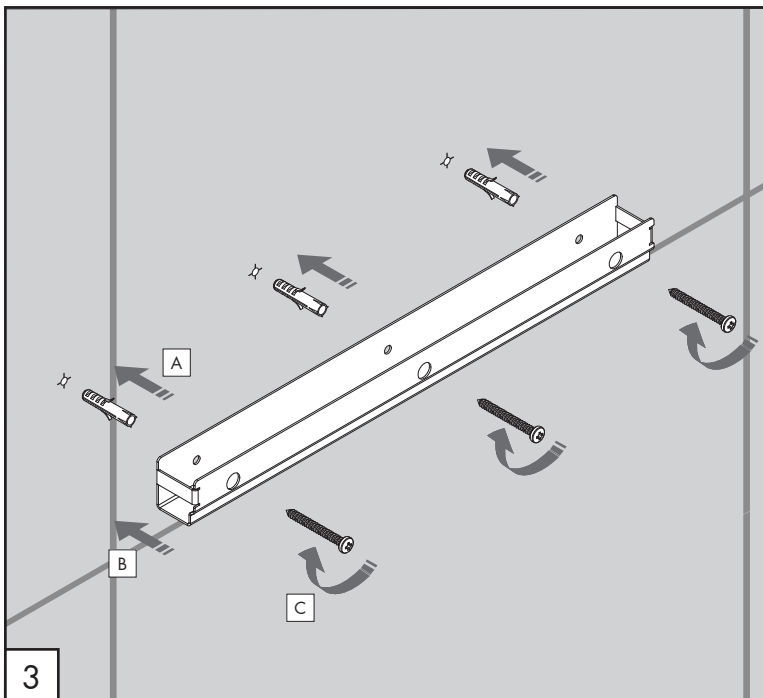
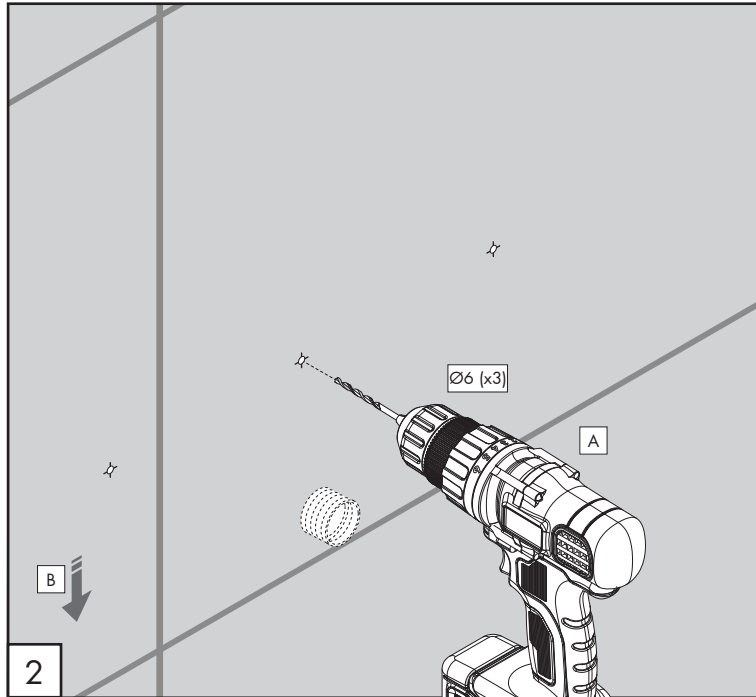
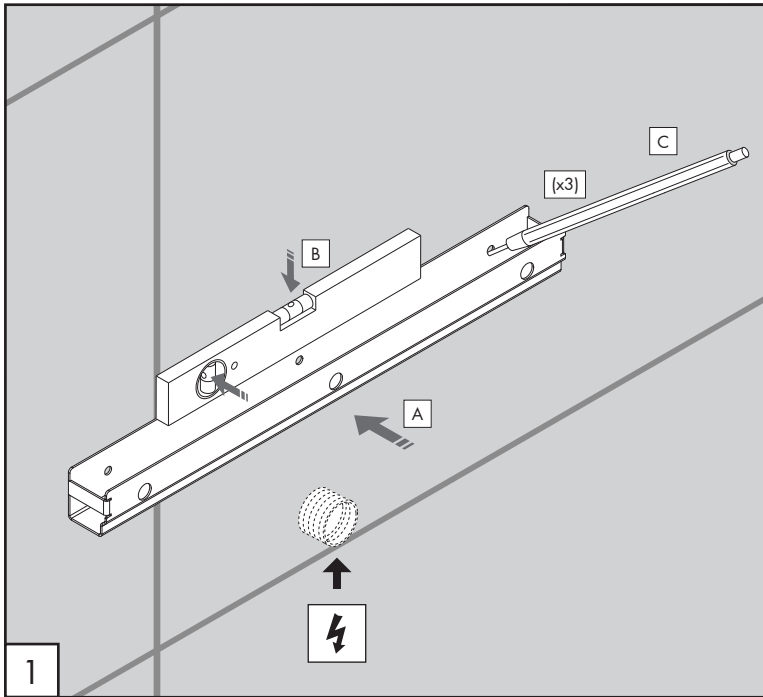


Prodotto che necessita di collegamento elettrico  
Product that needs electrical connection

Questi disegni sono proprietà di CEADDESIGN SRL s.u. pertanto non potranno essere utilizzati e/o comunicati a terzi, anche in forma parziale, senza preventiva autorizzazione. CEADDESIGN SRL s.u. si riserva il diritto di apportare modifiche ai disegni al fine di migliorare il prodotto.

*CEADDESIGN SRL s.u. has the property rights on these drawings, therefore they cannot be used and/or transferred to third party, even in partial form, without any prior authorization. Furthermore CEADDESIGN SRL s.u. reserves the right to apply any change to these drawings in order to upgrade the product.*

**CEA**



# MIRO2 \_REV16

## AVVERTENZE TECNICHE

Utilizzare esclusivamente l'alimentatore fornito in dotazione.  
L'impianto deve essere eseguito da tecnici qualificati e conformemente alle norme vigenti.

## TECHNICAL WARNINGS

Use only the supplied power supply.  
The electric system needs to be carried out by skilled technicians and has to be compliant to the national and international standards.

## TECHNISCHE WARNUNG

Nur das mitgelieferte Netzteil benutzen.  
Die Installation muss von qualifizierten Technikern und gemäß den geltenden Vorschriften durchgeführt werden.

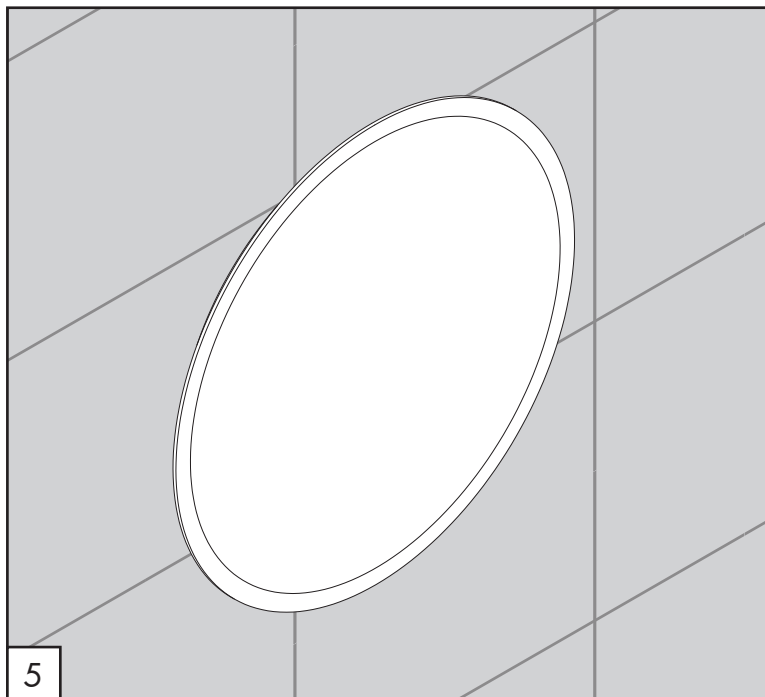
## ADVERTENCIA TÉCNICA

Utilizar únicamente el alimentador incluido.  
La instalación deberá hacerse por técnicos cualificados y de conformidad con las normas vigentes.

## ADVERTISSEMENTS TECHNIQUES

Utiliser exclusivement le bloc d'alimentation fourni en dotation.  
L'installation doit être réalisée par des techniciens qualifiés et dans le respect des réglementations en vigueur.

PESO WEIGHT	3,4 Kg
TEMPERATURA COLORE COLOR TEMPERATURE LED	3000 K
POTENZA NOMINALE NOMINAL POWER	17 W



# MIRO2

\_REV16

## AVVERTENZE TECNICHE

Pulire le parti esterne con un panno morbido umido. Non usare pagliette e spazzole metalliche, detersivi abrasivi o in polvere che possono rigare le superfici e rovinare la lavorazione di satinatura. Non usare igienizzanti come candeggina, cloruri, ossidi di etilene, tensioattivi non ionici che potrebbero danneggiare la superficie dei prodotti. Non usare detersivi a base di acido clorico, fluoridrico, fosforico e muriatico.

## TECHNICAL WARNINGS

Clean the outside surface with a soft damp cloth. Do not use scouring pads or brushes of any kind or abrasive detergents containing microscopic particles that can scratch the surfaces and ruin the satin surface finishing. Do not use sanitizers such as bleach, chlorides, ethylene oxides, nonionic surfactants that could damage the surface of the products. Do not use detergents based on chloric, hydrofluoric, phosphoric and muriatic acid.

## TECHNISCHE WARNUNG

Die Externe Teile mit einem weichen feuchten Tuch reinigen. Verwenden Sie keine Metallbürsten oder Scheuermittel, die satinierten Oberflächen beschädigen können. Verwenden Sie keine Reinigungsmittel auf Basis von Chlorsäure, Fluorwasserstoff, Phosphor und Salz. Vermeiden Sie, dass die Edelstahloberflächen Kontakt haben mit Dämpfen von Säuremitteln (Salz und Chlore) oder Natriumhypochloritlösungen, Bleiche oder Ammoniak, die oft in den am meist aggressiven Reinigungsmitteln anwesend sind.

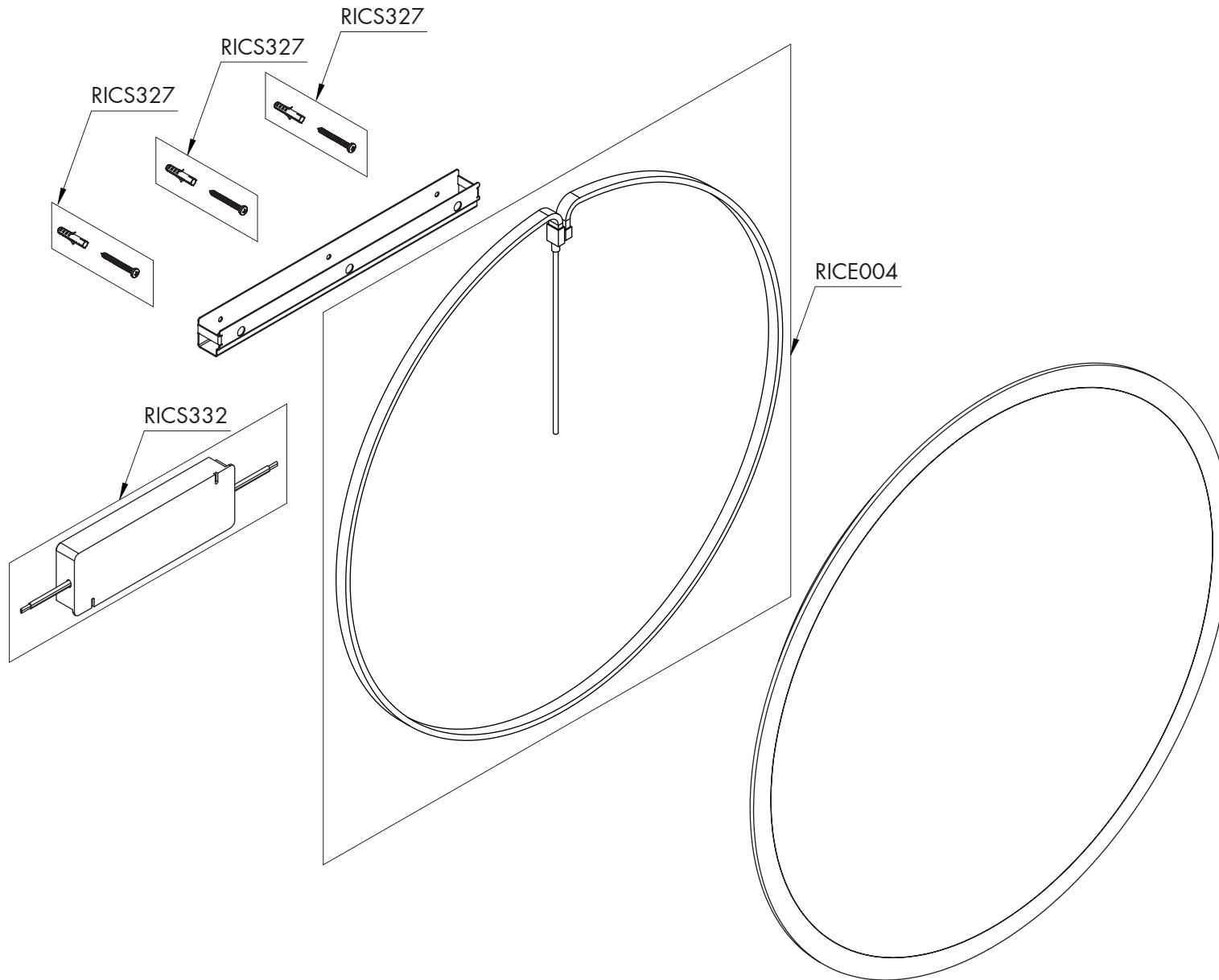
## ADVERTENCIA TÉCNICA

Limpiar las partes externas con un paño suave y húmedo. No utilice estropajo de alambre o cepillos de lana de acero, detergentes abrasivos o en polvo que pueden rayar las superficies y arruinar el acabado satinado. No usar productos de limpieza como blanqueadores, cloruros, óxido de etileno, tensioactivos no iónicos, que podrían dañar la superficie del producto. No usar detergentes a base de ácido clorhídrico, fluorhídrico, fosfórico y muriático.

## ADVERTISSEMENTS TECHNIQUES

Nettoyer les parties externes avec un chiffon doux et humide. Ne pas utiliser de brosses métalliques, détergents abrasifs ou en poudre qui peuvent rayer les surfaces et ruiner la finition satinée. Ne pas utiliser produits comme l'eau de Javel, chlorure, oxyde d'éthylène, tensioactifs non ionique qui pourraient endommager la surface des produits. Ne pas utiliser de détergents à base d'acide chlorique, fluorhydrique, phosphorique et muriatique.

# MIRO2 \_REV16



## RICAMBI / SPARE PARTS

- RICE004 Striscia LED / *LED strip*
- RICS327 Kit di fissaggio / *Fixing kit*
- RICS332 Trasformatore / *Transformer*

## LEGENDA / LEGEND

### ICONE / ICONS



Utensile incluso nel ricambio  
*Tool included in spare part*

**CEA**