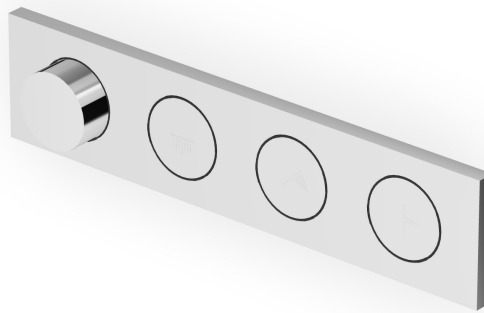


## HOOP

ZHO773

Termostatico incasso doccia a 3 pulsanti. / Built-in thermostatic shower mixer, with 3 on-off buttons.




Termostico incasso doccia da 1/2", combinazione con 3 pulsanti on-off per soffione, doccia e soffioni laterali. Installazione possibile sia in verticale che in orizzontale.











1/2" built-in thermostatic shower mixer, arrangement with 3 on-off buttons for shower head, handshower and lateral shower heads. Both vertical and horizontal possible

R96703

Parte incasso / Built-in part



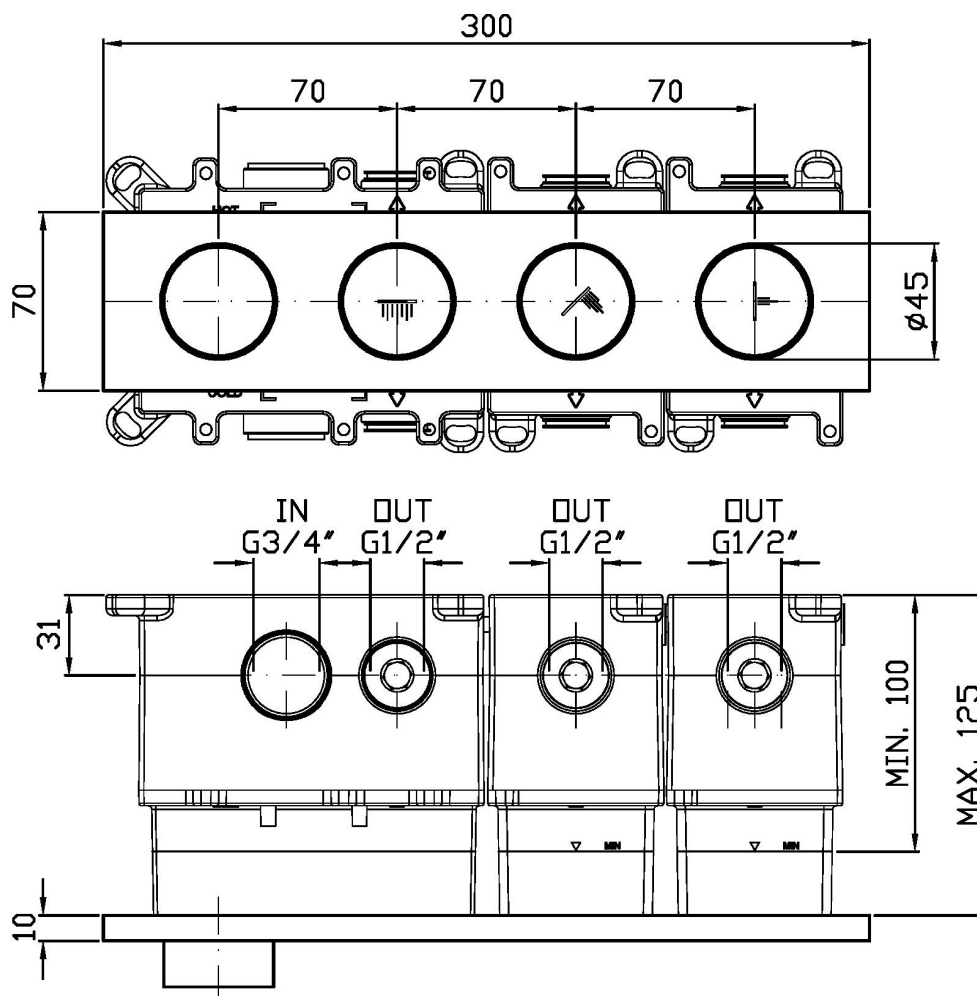
## Finiture / Finishes

 C3	 C8	 C40	 C41	 C50	 C51	
Cromo / Chrome	Nickel Spazzolato / Brushed Nickel	Nickel Lucido / Polished Nickel	Oro / Gold	Oro spazzolato / Brushed Gold	Metal Black / Metal Black	Metal Black spazzolato / Brushed Metal Black
 W1	 N1	 N6	 L5	 P21	 P31	 P41
Bianco Opaco Goffrato / Embossed Matt White	Nero Opaco Goffrato / Embossed Matt Black	Nero opaco / Matt black	Blu mediterraneo / Mediterranean blu	PVD brushed chocolate / PVD brushed chocolate	Brushed PVD British gold / Brushed PVD British gold	PVD Oro Spazzolato / PVD Brushed Gold
 P81	 P91					
Brushed total black PVD / Brushed total black PVD	Brushed PVD Copper / Brushed PVD Copper					

## HOOP

ZHO773

Disegno Complessivo / Overall Drawing



### Note / Notes

Articolo non compatibile con bocca Z93768 e soffioni Z94218, Z94229 e Z94230.

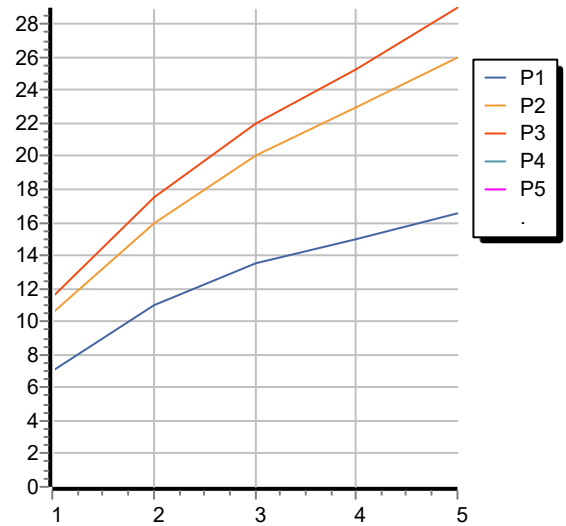
Item not compatible with spout code Z93768 and shower heads codes Z94218, Z94229, Z94230.

## HOOP

ZHO773

Portate / Flowrates (lt/min)

PRESSIONE PRESSURE	1 BAR	2 BAR	3 BAR	4 BAR	5 BAR
1 RUBINETTO APERTO <i>P1</i>	7	11	13,5	15	16,5
2 RUBINETTO APERTI 2 TAPS OPENED <i>P2</i>	10,5	16	20	23	26
3 RUBINETTO APERTI 3 TAPS OPENED <i>P3</i>	11,5	17,5	22	25,2	29
<i>P4</i>					
<i>P5</i>					



## HOOP

ZHO773

Pesi e Misure / Weights and Sizes

Peso ( Kg ) Weight ( lb )	1,95 ( Kg )	4,30 ( lb )
Volume test ( dc3 ) - ( in3 )	7,50 ( dc3 )	457,68 ( in3 )
h ( mm ) - ( in )	90,00 ( mm )	3,54 ( in )
L1 ( mm ) - ( in )	250,00 ( mm )	9,84 ( in )
L2 ( mm ) - ( in )	333,00 ( mm )	13,11 ( in )

