
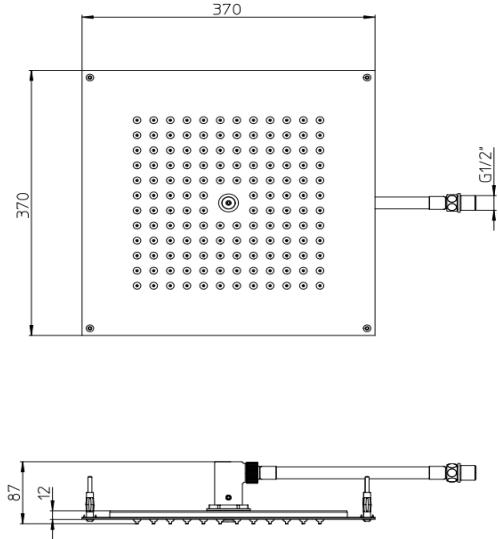
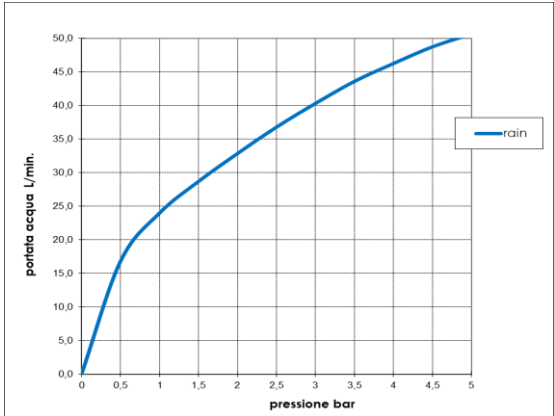


 <b>BOSSINI</b>	<b>SCHEDA TECNICA</b> TECHNICAL SHEET	Date: 12/05/2015	Rev 1

<b>Codice / Code:</b> <b>H38381</b>	<b>Descrizione / description:</b> SOFFIONE DREAM FLAT DA CONTROSOFFITTO, CON FLESSIBILE DI ALIMENTAZIONE ACQUA DREAM-FLAT SHOWER HEADS FOR FALSE CEILING, WITH FLEXIBLE WATER CONNECTION
----------------------------------------	------------------------------------------------------------------------------------------------------------------------------------------------------------------------------------------------

<b>Foto / image</b> 	<b>Disegni / drawings</b> 
----------------------------------------------------------------------------------------------------------	-----------------------------------------------------------------------------------------------------------------

<b>Grafico di portata / Flow rate diagram</b> <table border="1" style="width: 100%; text-align: center;"> <thead> <tr> <th></th> <th style="color: blue;">rain</th> </tr> </thead> <tbody> <tr><td>0</td><td style="color: blue;">0,0</td></tr> <tr><td>0,5</td><td style="color: blue;">16,8</td></tr> <tr><td>1</td><td style="color: blue;">24,0</td></tr> <tr><td>1,5</td><td style="color: blue;">28,7</td></tr> <tr><td>2</td><td style="color: blue;">32,9</td></tr> <tr><td>2,5</td><td style="color: blue;">36,8</td></tr> <tr><td>3</td><td style="color: blue;">40,3</td></tr> <tr><td>3,5</td><td style="color: blue;">43,6</td></tr> <tr><td>4</td><td style="color: blue;">46,3</td></tr> <tr><td>4,5</td><td style="color: blue;">48,7</td></tr> <tr><td>5</td><td style="color: blue;">50,6</td></tr> <tr> <td>pressione <b>bar</b></td> <td>portata <b>L/min</b></td> </tr> </tbody> </table>		rain	0	0,0	0,5	16,8	1	24,0	1,5	28,7	2	32,9	2,5	36,8	3	40,3	3,5	43,6	4	46,3	4,5	48,7	5	50,6	pressione <b>bar</b>	portata <b>L/min</b>	
	rain																										
0	0,0																										
0,5	16,8																										
1	24,0																										
1,5	28,7																										
2	32,9																										
2,5	36,8																										
3	40,3																										
3,5	43,6																										
4	46,3																										
4,5	48,7																										
5	50,6																										
pressione <b>bar</b>	portata <b>L/min</b>																										

<b>MATERIALI / materials</b> PIASTRE IN ACCIAIO AISI 304, GUARNIZIONE DI TENUTA EPDM, RACCORDERIA OTTONE - PLATES MADE BY STAINLESS STEEL, SEALS BY EPDM AND FITTINGS BY BRASS
-----------------------------------------------------------------------------------------------------------------------------------------------------------------------------------

<b>CARATTERISTICHE IDRAULICHE / hydraulic features</b>			
	Pressione Pressure	Portata Flow rate	
min	1 bar	<b>24 L/min</b>	<i>solo per miscelatori termostatici</i> <i>only for thermostatic mixers</i>
max	5 bar	<b>50,6 L/min</b>	Blocco di sicurezza <i>safety lock</i> /
Portata minima consigliata per buon funzionamento <i>Recommended minimum flow-rate for optimal performance</i>		<b>14 L/min</b>	Temperatura acqua fredda <i>cold water temperature</i> /
			Temperatura acqua calda <i>hot water temperature</i> /

<b>CARATTERISTICHE ELETTRICHE / electrical features</b>			
V di esercizio <i>work voltage</i>	-	Interruttore <i>switch</i>	-
Trasformatore <i>transformer</i>	-	Touch Panel	-

**CERTIFICAZIONI / CERTIFICATIONS**
**CONFORMITA' / CONFORMITY**  
 UNI EN 1112