
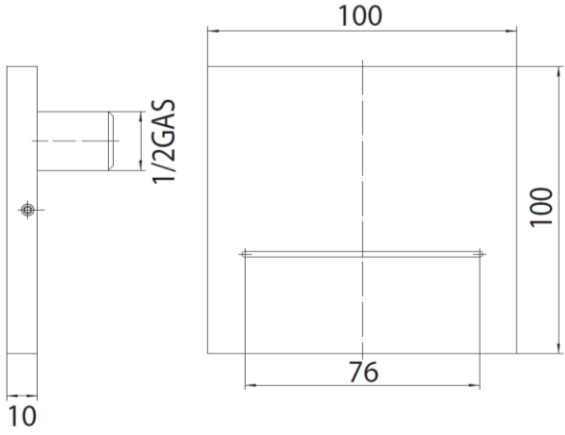
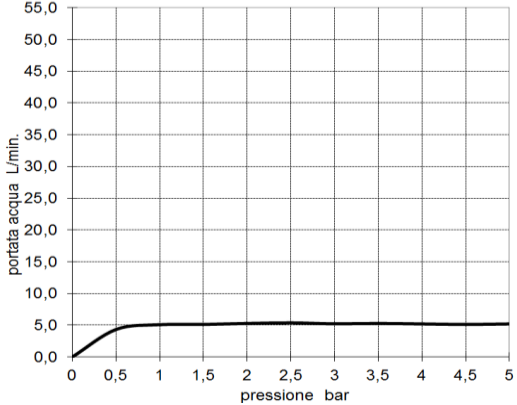


BOSSINI		SCHEDA TECNICA TECHNICAL SHEET		Date: 27/06/2017	Rev/0																										
<b>Codice / Code:</b> <b>E86908</b>		<b>Descrizione / description:</b> Bocca vasca & doccia ottone con getto a cascata 1/2" M Brass waterfall spout for bathtub & shower, 1/2" M wall inlet																													
Foto / image		Disegni / drawings																													
																															
Grafico di portata / Flow rate diagram																															
<table border="1"> <thead> <tr> <th></th> <th>CASCATA</th> </tr> </thead> <tbody> <tr><td>0</td><td>0,0</td></tr> <tr><td>0,5</td><td>4,3</td></tr> <tr><td>1</td><td>5,1</td></tr> <tr><td>1,5</td><td>5,1</td></tr> <tr><td>2</td><td>5,3</td></tr> <tr><td>2,5</td><td>5,4</td></tr> <tr><td>3</td><td>5,2</td></tr> <tr><td>3,5</td><td>5,3</td></tr> <tr><td>4</td><td>5,2</td></tr> <tr><td>4,5</td><td>5,1</td></tr> <tr><td>5</td><td>5,2</td></tr> <tr> <td>pressione <b>bar</b></td> <td>portata <b>L/min</b></td> </tr> </tbody> </table>			CASCATA	0	0,0	0,5	4,3	1	5,1	1,5	5,1	2	5,3	2,5	5,4	3	5,2	3,5	5,3	4	5,2	4,5	5,1	5	5,2	pressione <b>bar</b>	portata <b>L/min</b>				
	CASCATA																														
0	0,0																														
0,5	4,3																														
1	5,1																														
1,5	5,1																														
2	5,3																														
2,5	5,4																														
3	5,2																														
3,5	5,3																														
4	5,2																														
4,5	5,1																														
5	5,2																														
pressione <b>bar</b>	portata <b>L/min</b>																														
<b>MATERIALI / materials</b>																															
OTTONE/BRASS																															
<b>CARATTERISTICHE IDRAULICHE / hydraulic features</b>																															
	pressione pressure	portata flow rate	temperatura temperature	solo per miscelatori termostatici only for thermostatic mixers																											
min	<b>1 bar</b>	<b>5 l/min</b>	--	Blocco di sicurezza safety lock	/																										
max	<b>5 bar</b>	--	--	Temperatura acqua fredda cold water temperature	/																										
consigliata recommended	<b>2-3 bar</b>	--	--	Temperatura acqua calda hot water temperature	/																										
<b>CERTIFICAZIONI / CERTIFICATIONS:</b>																															
<b>CONFORMITA' / CONFORMITY :</b> Chrome plating - EN 248.																															