



Design "plate II"



TECEdrainline tileable channel "plate II" for shower channel

Article number: 601272

Nominal length: 1200 mm

Surface: Polished

DU 1: 1 pc.

Description:

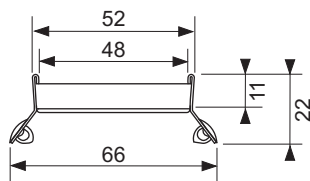
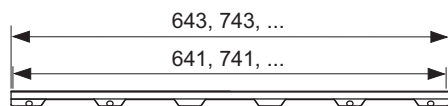
Tileable channel for TECEdrainline shower channel, for fitting into the channel body, made of stainless steel. Maximum test load 300 kg based on load class K3. Tiles can be attached by the customer using elastic adhesive, e.g. silicon or epoxy resin adhesive.

Caution:

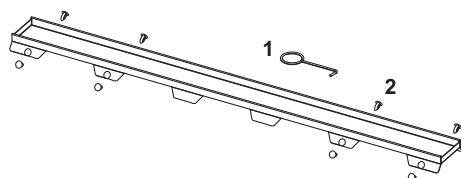
Check the adhesive to ensure tile compatibility!

Sales data:

Product name: TECEdrainline tileable channel "plate II" for shower channel, stainless steel, 1200 mm
 Commodity group: 600
 Product group: 3006000040



Spare parts:



- 1 668014 Lift tool
- 2 668016 Spacer clip